



CAUTION: TRACINGS ARE NOT TO SCALE,
FOR VISUAL APPRECIATION ONLY.

Folio 06	NM 041/17		NC / NE	Chart No.
	PREVIOUS UPDATE NC 15 APR 16		15 APR 2016	405 (INT 7440)

11°15'

23


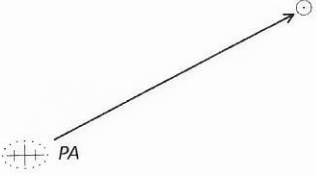
33


 off


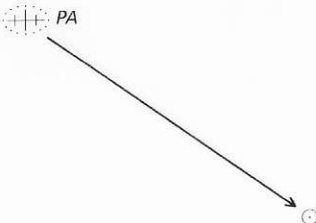
66

92° 30'

Caution: Some computer printers might distort the tracings. Users are advised to check and if necessary, adjust settings on their printers.

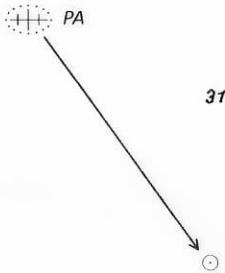
Folio 02	NM 042/17		NC / NE	Chart No.
	PREVIOUS UPDATE 033/17		01 MAR 2004	291
23°00'		24		
		35		
		068° 00'		
Caution: Some computer printers might distort the tracings. Users are advised to check and if necessary, adjust settings on their printers.				


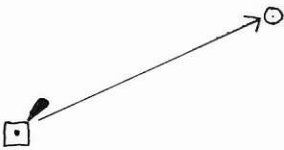
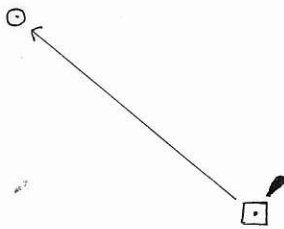


Folio 02	NM 042/17		NC / NE	Chart No.
	PREVIOUS UPDATE 146/16		31 JUL 2010	271
23°00'		24		
		35		
		068° 00'		
Caution: Some computer printers might distort the tracings. Users are advised to check and if necessary, adjust settings on their printers.				




Folio 02	NM 042/17		NC / NE	Chart No.
	PREVIOUS UPDATE 146/16		31 JUL 2012	251 (INT 7318)
23°00'				
		25 ₅		
		28 ₅		
		31		
		068° 00'		
Caution: Some computer printers might distort the tracings. Users are advised to check and if necessary, adjust settings on their printers.				



Folio 01	NM 043/17		NC / NE	Chart No.
	PREVIOUS UPDATE 149/16		01 NOV 1991	20
<p>33</p>  <p>26°00'</p>		<p>23</p>  <p>31</p>		
052° 00'				
Caution: Some computer printers might distort the tracings. Users are advised to check and if necessary, adjust settings on their printers.				



Folio 01	NM 043/17		NC / NE	Chart No.
	PREVIOUS UPDATE 151/15		31 DEC 2002	288
<p>A diagram showing a square on the left and a circle on the right, connected by a horizontal arrow pointing from the square to the circle. The number 37 is positioned below the arrow. The number 40 is to the right of the circle. The number 201 is below the square.</p>				26°00'
052° 00'				
Caution: Some computer printers might distort the tracings. Users are advised to check and if necessary, adjust settings on their printers.				

Folio 01	NM 043/17		NC / NE	Chart No.
	PREVIOUS UPDATE 038/17		30 SEP 2002	289

27°00'

60

51



52° 00'

Caution: Some computer printers might distort the tracings. Users are advised to check and if necessary, adjust settings on their printers.