




CAUTION: TRACINGS ARE NOT TO SCALE,
FOR VISUAL APPRECIATION ONLY.

Folio 02	NM 082/19		NC / NE	Chart No. 2079 (INT 7329)
	PREVIOUS UPDATE NE 31 AUG 2018		31 AUG 2018	




069° 39'

Caution: Some computer printers might distort the tracings. Users are advised to check and if necessary, adjust settings on their printers.

Folio 02	NM 082/19		NC / NE	Chart No. 2106
	PREVIOUS UPDATE NE 15 DEC 2018		15 DEC 2018	

22°44'




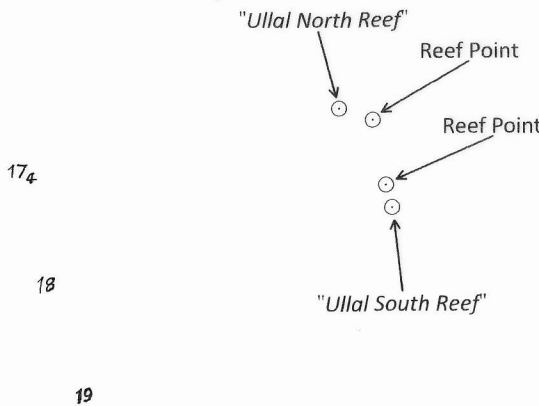
13₂


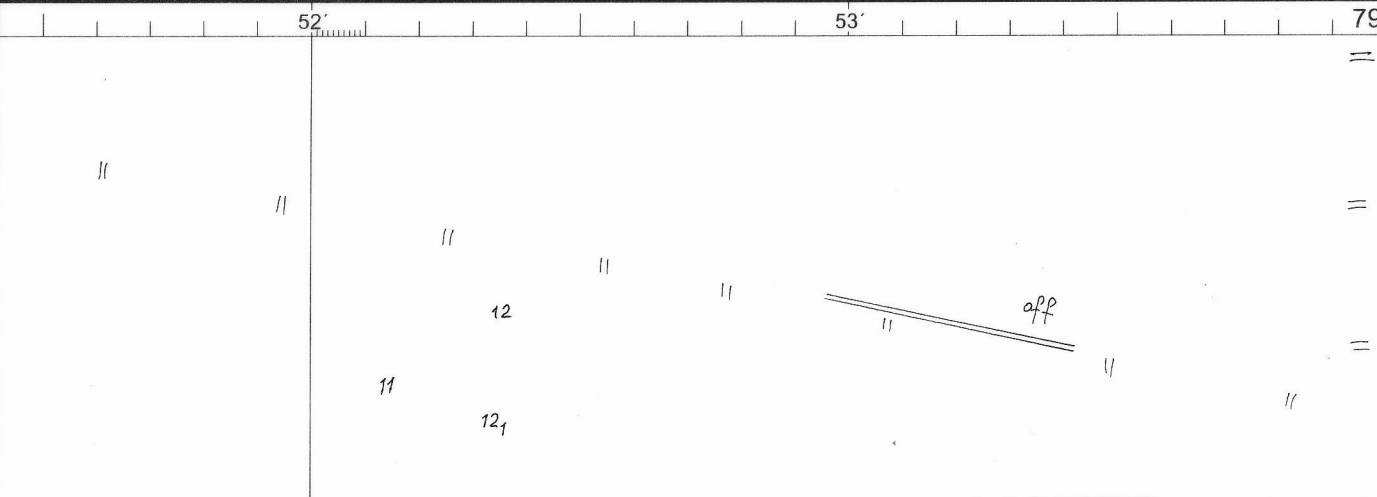
13₉


13₉

69° 40'

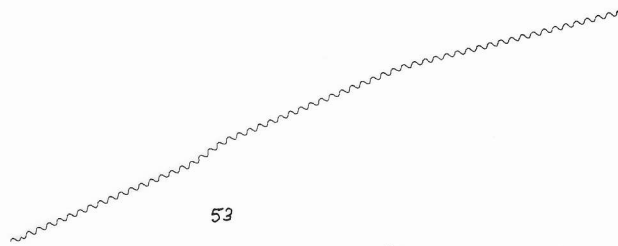
Caution: Some computer printers might distort the tracings. Users are advised to check and if necessary, adjust settings on their printers.

Folio 04	NM 084/19		NC / NE	Chart No. 217
	PREVIOUS UPDATE 042/19		15 JUN 2018	
<p>12°45'</p>				
		<p>074° 45'</p>		
<p>Caution: Some computer printers might distort the tracings. Users are advised to check and if necessary, adjust settings on their printers.</p>				

Folio 05	NM 085/19		NC / NE	Chart No. 3029
	PREVIOUS UPDATE NC 31 JUL 2014		31 JUL 2014	
 <p>The chart area shows a scale from 52' to 79°. It contains several soundings: 11, 12, 12₁, and 11. There are also symbols consisting of two parallel lines, one of which is labeled 'off'. The chart is mostly blank with some faint markings.</p>				
Caution: Some computer printers might distort the tracings. Users are advised to check and if necessary, adjust settings on their printers.				

Folio 05	NM 086/19		NC / NE	Chart No. 263 (INT 7383)
	PREVIOUS UPDATE 055/19		15 SEP 2004	

07°00'




53

51

079° 30'

Caution: Some computer printers might distort the tracings. Users are advised to check and if necessary, adjust settings on their printers.


Folio 05	NM 086/19		NC / NE	Chart No. 264
	PREVIOUS UPDATE 055/19		15 APR 2006	

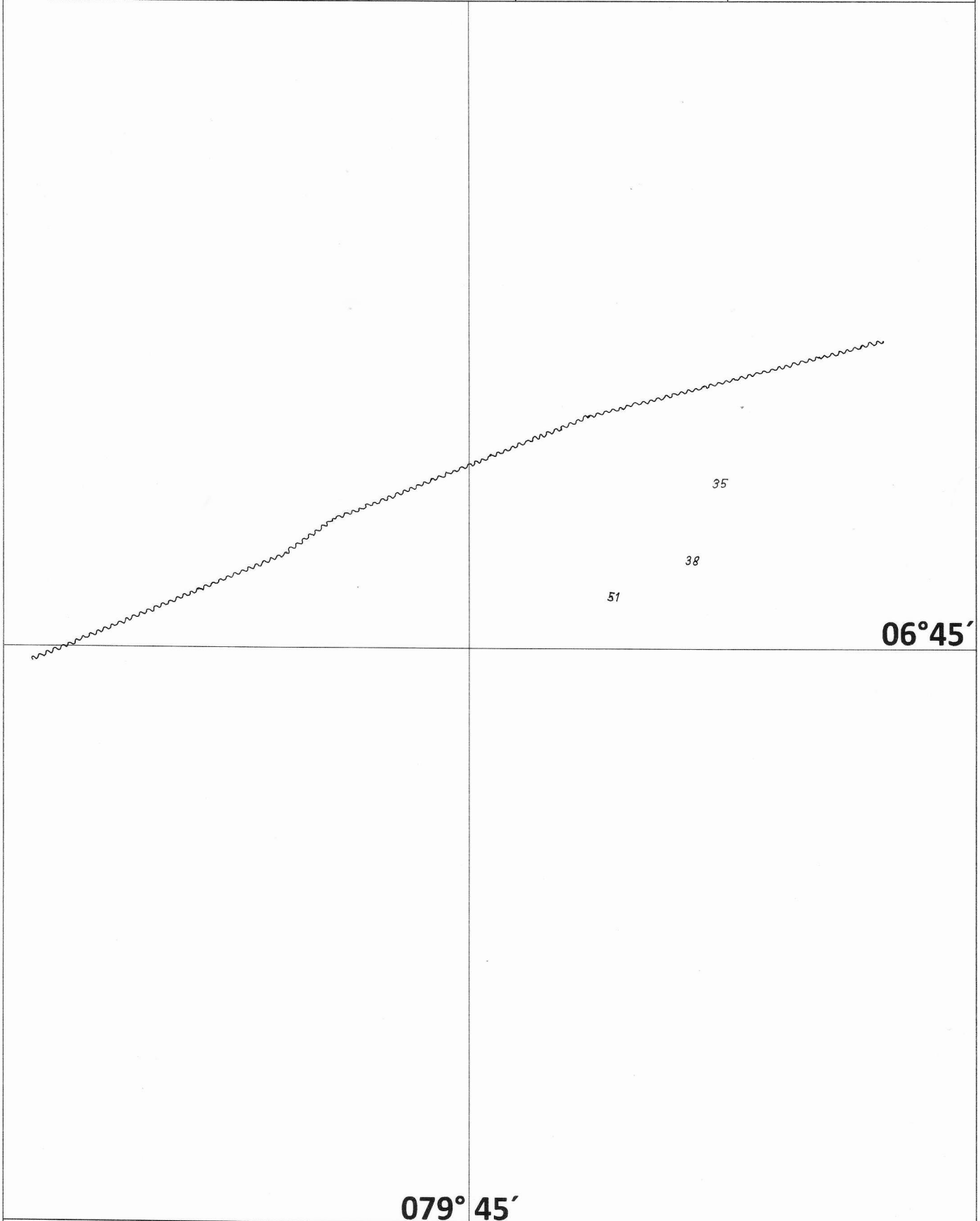


06°30'

079° 30'


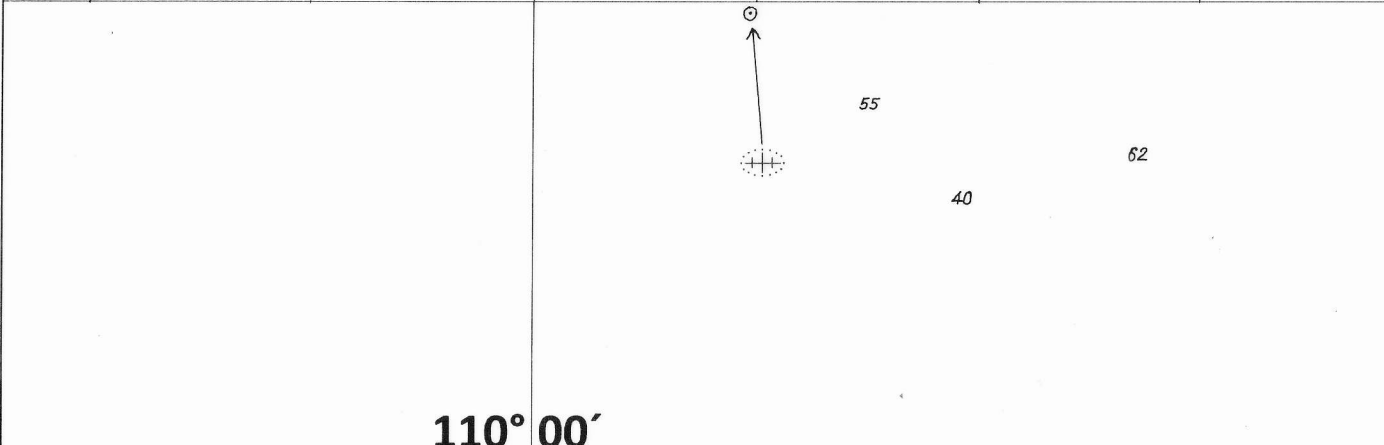
Caution: Some computer printers might distort the tracings. Users are advised to check and if necessary, adjust settings on their printers.

Folio 05	NM 086/19		NC / NE	Chart No.
	PREVIOUS UPDATE 055/19		01 DEC 1980	225





Caution: Some computer printers might distort the tracings. Users are advised to check and if necessary, adjust settings on their printers.



Folio 01	NM 087/19		NC / NE	Chart No. 7708 (INT 708)
	PREVIOUS UPDATE 082/13		15 OCT 1992	
108° 109° 110° Adjoining 111° Chart INT 508 7508 112° 113°				
				
110° 00'				
Caution: Some computer printers might distort the tracings. Users are advised to check and if necessary, adjust settings on their printers.				



Folio 01	NM 087/19		NC / NE	Chart No.
	PREVIOUS UPDATE 159/17		01 JAN 2003	7508 (INT 508)
05°00'S				
				
		110° 00'E		
Caution: Some computer printers might distort the tracings. Users are advised to check and if necessary, adjust settings on their printers.				

44

63

52